


ROOM GARDEN 5

GARDEN LEVEL








FLEXIBLE AND MODULAR

The sliding walls of the first four Garden rooms offer a great level of flexibility to adapt the size of the space to individual needs. Each room can be divided into one, two or three separate spaces for the creation of working groups.

The rooms can accommodate **between 30 to 269 people** depending on the configuration. All rooms feature large south-facing windows, giving them natural light and an authentic and airy atmosphere. With a remote control, each organizer can simply and quickly enable the necessary features: projector screen, blinds and light or sound volume.

CAPACITY

					
5ABC	269 pax	144 pax	170 pax	200 pax	---
5BC	164 pax	72 pax	120 pax	120 pax	---
5C	76 pax	32 pax	60 pax	---	26 + 4
5B	54 pax	30 pax	---	---	24 + 4
5A	62 pax	36 pax	---	---	26 + 4

DIMENSIONS

Length	Width	Height	Surface gross	Surface net
22,95 m	12,0/13,8 m	4,1 m	323 m²	213 m²
15,35 m	12,0/13,8 m	4,1 m	213 m²	141 m²
13,8 m	8,1 m	4,1 m	116 m²	77 m²
12,0 m	7,15 m	4,1 m	97 m²	65 m²
13,8 m	7,5 m	4,1 m	107 m²	71 m²

EQUIPMENT

- ▶ Day light in the 5C / 5BC & 5ABC
- ▶ White basic lighting
- ▶ Wireless Internet Access (Swisscom PWLAN)
- ▶ Ventilation, Heating
- ▶ Access for disabled people

Other services upon request

PICTURES



[CLICK HERE](#)

