

ROOM GARDEN 4

GARDEN LEVEL








FLEXIBLE AND MODULAR

The sliding walls of the first four Garden rooms offer a great level of flexibility to adapt the size of the space to individual needs. Each room can be divided into one, two or three separate spaces for the creation of working groups.

The rooms can accommodate **between 24 to 242 people** depending on the configuration. All rooms feature large south-facing windows, giving them natural light and an authentic and airy atmosphere. With a remote control, each organizer can simply and quickly enable the necessary features: projector screen, blinds and light or sound volume.

CAPACITY

					
4ABC	242 pax	120 pax	150 pax	172 pax	---
4BC	143 pax	72 pax	110 pax	96 pax	---
4C	56 pax	24 pax	50 pax	---	22 + 4
4B	54 pax	30 pax	---	---	24 + 4
4A	58 pax	32 pax	---	---	20 + 4

DIMENSIONS

Length	Width	Height	Surface gross	Surface net
23,5 m	13,5/14,4 m	4,1 m	265 m ²	175 m ²
15,3 m	13,5/14,1 m	4,1 m	179 m ²	118 m ²
14,1 m	8,1 m	4,1 m	87 m ²	57 m ²
13,5 m	7,1 m	4,1 m	89 m ²	59 m ²
13,5 m	8,3 m	4,1 m	89 m ²	59 m ²

EQUIPMENT

- ▶ Day light in the 4C / 4BC & 4ABC
- ▶ White basic lighting
- ▶ Wireless Internet Access (Swisscom PWLAN)
- ▶ Ventilation, Heating
- ▶ Basic cleaning
- ▶ Access for disabled people

Other services upon request

PICTURES



[CLICK HERE](#)

